

# Maths Zone 4

by

Florence Gavin MA(Ed)

## Introduction

This book is a pupil's textbook. It is for the student learning maths with the help of the Resource or Learning Support Teacher. It is part of the MATHS ZONE series which consists of 8 pupils' books numbered 1 to 8. The books should be worked through in sequence beginning at the appropriate level for the child. A pupil may complete more than one book a year.

The aim of this series is to give the pupils the language and hands-on experience through which they can interpret, analyse, describe, make predictions, estimate and solve the common mathematical problems of everyday living. The emphasis is on clear structured steps and consolidation of learning.

Topics covered in Book 4 include:

Number:

Counting and Numeration, Comparing and Ordering, Place Value, Fractions

Algebra:

Extending and using patterns

Shape and Space:

Spatial awareness, 2-D shapes. Symmetry

Measures:

Area, Capacity, Time, Money

Data:

Representing and Interpreting data

© Florence Gavin 2003

All rights reserved. **No part of this publication may be reproduced** without the prior written consent of the publisher.

Teachers do **not** have permission to photocopy any part of this book.


This publication includes images from CorelDraw® 9 which are protected by copyright laws. Used under licence.

Published by: Mulberry Publications, 24 Melrose Avenue, Stameen, Drogheda, Co. Louth, Rep. of Ireland.


Printed in Republic of Ireland

mulberrypublications.com


# Time (revise o'clock).



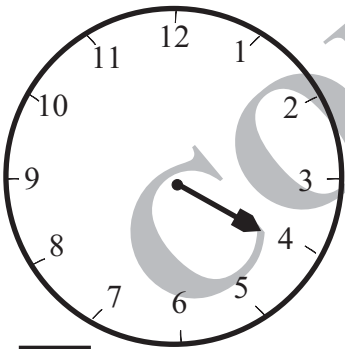
o'clock




o'clock




o'clock




o'clock




o'clock




o'clock




o'clock




o'clock




o'clock



o'clock



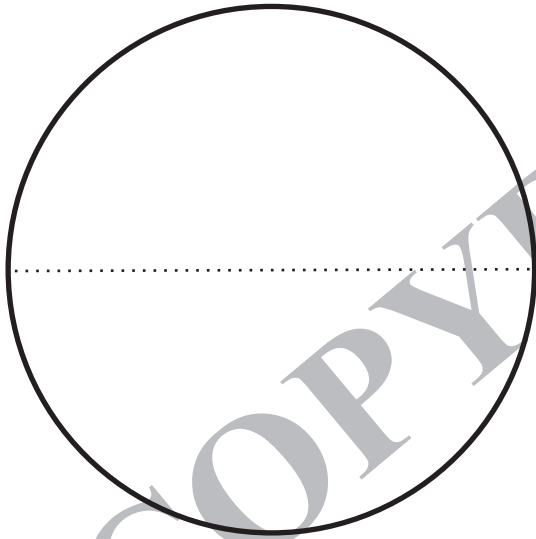
o'clock



o'clock

Cut out and check each half fits exactly on the other.

Name the shape.

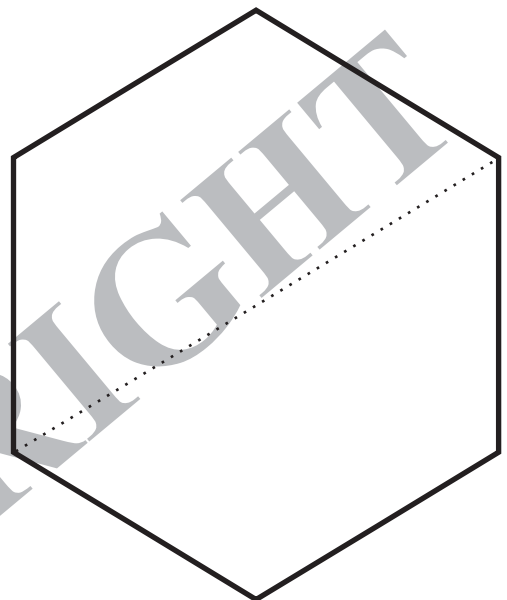
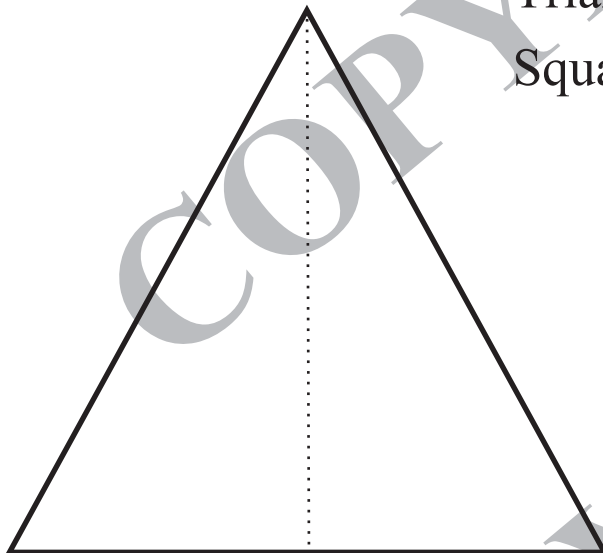


Hexagon

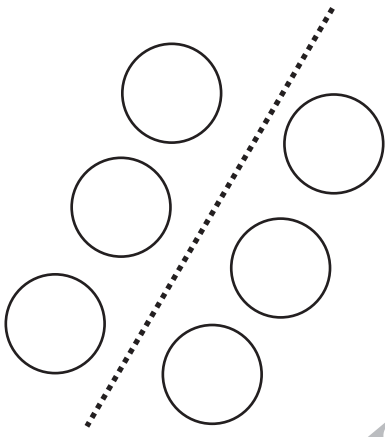
Circle

Triangle

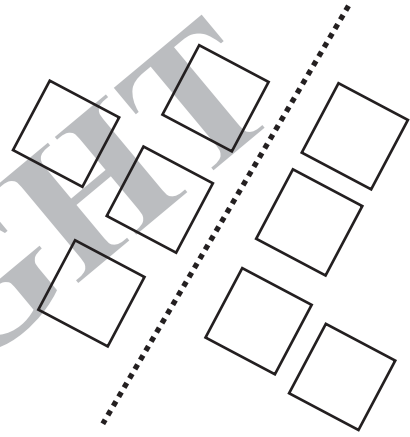
Square



# Halves



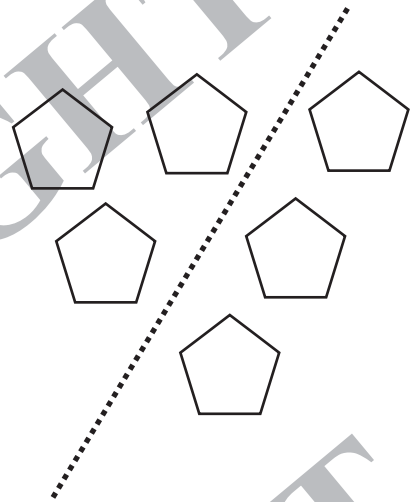
$\frac{1}{2}$  of 6 is



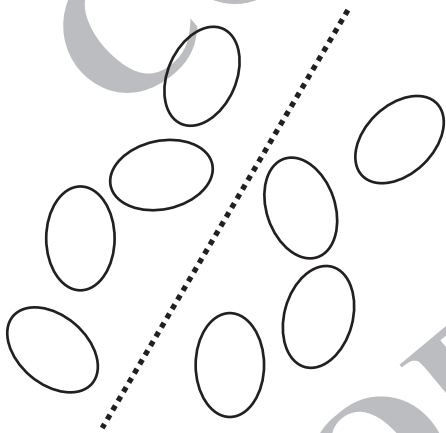
$\frac{1}{2}$  of 8 is




$\frac{1}{2}$  of 10 is



$\frac{1}{2}$  of  is



$\frac{1}{2}$  of  is



$\frac{1}{2}$  of  is

## Addition

$$\begin{array}{r} 58 \\ + 28 \\ \hline \end{array}$$

$$\begin{array}{r} 49 \\ + 27 \\ \hline \end{array}$$

$$\begin{array}{r} 66 \\ + 25 \\ \hline \end{array}$$

$$\begin{array}{r} 58 \\ + 25 \\ \hline \end{array}$$

$$\begin{array}{r} 67 \\ + 27 \\ \hline \end{array}$$

$$\begin{array}{r} 38 \\ + 27 \\ \hline \end{array}$$

$$\begin{array}{r} 46 \\ + 26 \\ \hline \end{array}$$

$$\begin{array}{r} 49 \\ + 29 \\ \hline \end{array}$$

$$\begin{array}{r} 38 \\ + 29 \\ \hline \end{array}$$

$$\begin{array}{r} 29 \\ + 54 \\ \hline \end{array}$$

$$\begin{array}{r} 59 \\ + 37 \\ \hline \end{array}$$

$$\begin{array}{r} 64 \\ + 26 \\ \hline \end{array}$$

$$\begin{array}{r} 62 \\ + 29 \\ \hline \end{array}$$


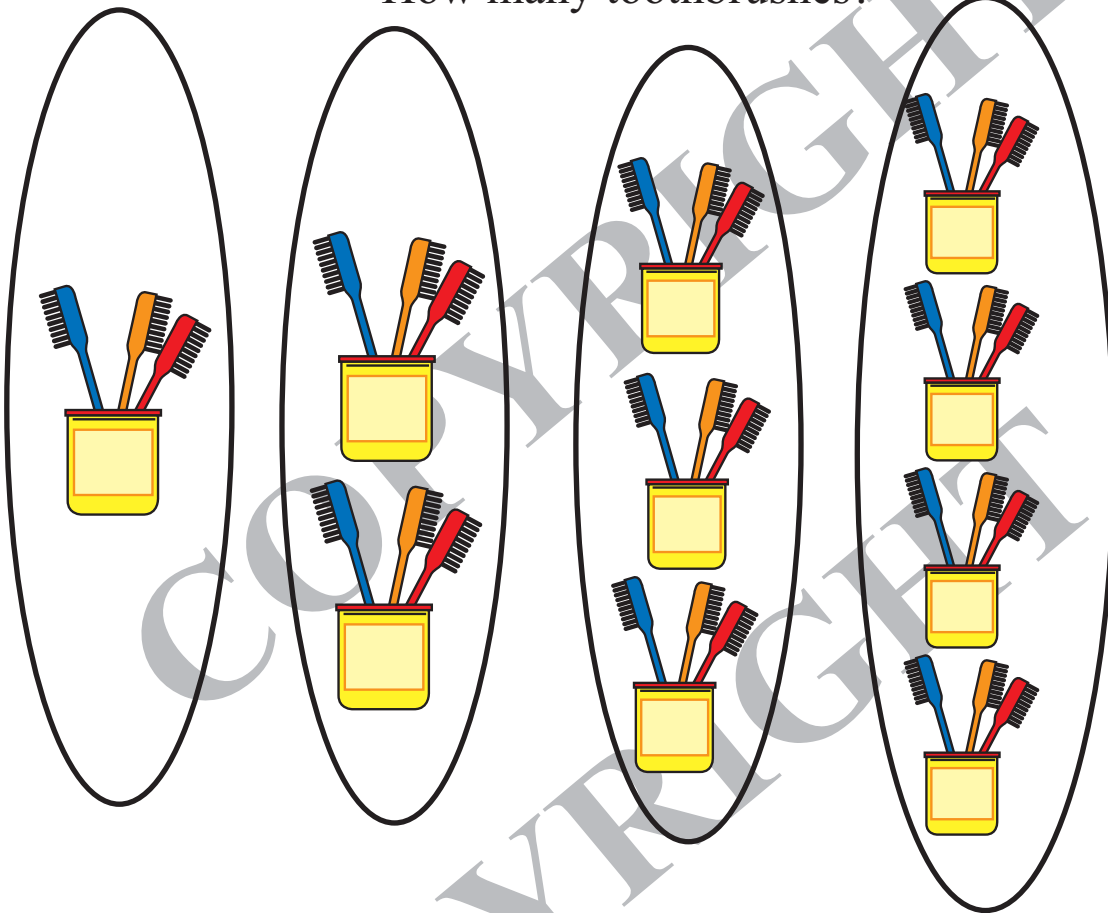
$$\begin{array}{r} 57 \\ + 37 \\ \hline \end{array}$$

$$\begin{array}{r} 46 \\ + 46 \\ \hline \end{array}$$

$$\begin{array}{r} 37 \\ + 27 \\ \hline \end{array}$$

# Counting in 3's

How many toothbrushes?



Shade the box of every 3<sup>rd</sup> number below.

1	2	3	4	5	6	7	8	9	10
11	12	13	14	15	16	17	18	19	20
21	22	23	24	25	26	27	28	29	30
31	32	33	34	35	36	37	38	39	40
41	42	43	44	45	46	47	48	49	50